

PREZI.COM

iPods: 3
iChoose,
LeafSnap, WebMD

Classroom ideas,

- Students can create more interactive slide-shows
- Students can create time lines with embedded images
- Use to create a visual for a piece of poetry
- After a lesson, have students work in groups to "reteach" the lesson
- Teachers can create a Prezi with missing or incorrect information, then the students must edit the corrections & present the corrections to the class

	<h1>SUMDOG</h1> <p>WWW.SUMDOG.COM</p>
	<p>This math site is free & it allows students to create their own avatar, compete with others worldwide, & earn coins to spend in virtual shop, & competitions for classes.</p> <p>All of Sumdog's games are free to use at home or in school. Each one covers 100 numeracy topics across 10 levels, & most are multiplayer allowing students to play with other students around the world. Teachers can register a class. The pop culture friendly interface will intrigue students & help them enjoy practicing math topics.</p>



	<h1>WEBSITE 2 CHECK OUT</h1> <h1>MY FAKE WALL</h1> <p>WWW.MYFAKEWALL.COM</p>
---	--

Creating a fake *Facebook* profile for a character in a book or of a famous person in history would be a great way to get students interested in writing. Doing that on Facebook is a violation of Facebook's terms of service, but there is **My Fake Wall**.

My Fake Wall is a tool for creating a fake Facebook wall for a fictitious or historical character. To create a fake wall you do need to register for a *My Fake Wall* account. After registering you can upload images, write wall posts, create "likes", comments on fake posts, & even create a friends list. Students can create walls for a historical figure, literacy characters, but you can also think outside the box & have the students create walls for elements off the Periodic Table, animals, or mathematical properties.

HISTORICAL FACEBOOK TEMPLATE

Derrick Waddell created a Historical Facebook Template. This template is available through Google Docs. Here is a shorten link to follow, bit.ly/zaJFvP.

It asks students to complete a Facebook profile for famous people throughout history. The template has a place for pictures, an "about me" section, a friends column, & a map to plot the travels of historical figures.



I PHOTO

AVAILABLE ON ALL
DISTRICT COMPUTERS

iPhoto offers many ways to enhance & share digital photos. Photos can be quickly imported, organized, improved, enhanced, & printed. Use iPhoto to create slideshows, books, calendars, & cards. Photos can be emailed or used as screensavers & published to photo albums.

Organizing Your Photos

iPhoto displays photos in the order in which they are imported into the program. To quickly display only the most recent photos, click the **Last Import** icon in the **Recent** list. Photos can be viewed in the photo library by sorting them in a variety of ways.

Photos can be grouped into albums to better organize the photo library, put together the photos needed to burn to a CD or DVD, or choose the pictures to publish on a webpage. An album can be a temporary holding place for a group of photos until they are needed for a slideshow, book, or calendar. Photos in the photo library are not affected by moving them into or out of albums.

In a slideshow, photos appear one at a time, in succession & can be arranged in any order. Before playing a slideshow, background music can be inserted, display duration set for each slide, transitions added between the slides, & other options can be set for a fantastic slideshow!

Editing and Special Effects

Pictures can be cropped to establish a needed certain size. iPhoto has several enhancements that can be added to the photos. Colors may be boosted in a washed-out image, toned down in a picture that is too bright, or have the edges blurred for a special effect on a photo.

Use the built-in iPhoto Help guide to get more in depth and use iPhoto like a pro!

IPOD APPS

ICHOOSE,
LEAFSNAP,
WEBMD

ELEMENTARY



iChoose – Is categorized as a decision maker, but can be a great app for math. Use it for graphing or for statistics. Choose from Yes/No, Coin Toss, Dice Roll, Rock/Paper/Scissors, & Card Choice. Also available on High School iPods.

MIDDLE SCHOOL

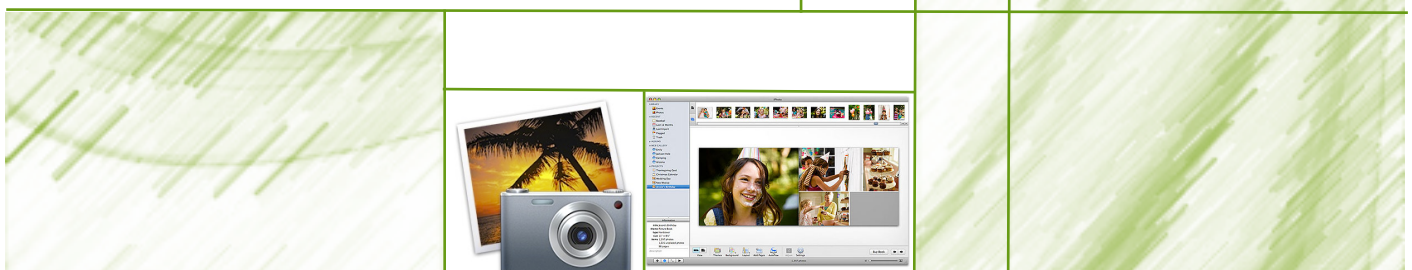



LeafSnap – It is a free app that allows students to snap pictures of their leaves & it will identify the leaf for them. It also has leaf, seed, & flower recognition games on it as well as a database of leaves.

HIGH SCHOOL




WebMD – Easy access to the most popular medical resource on the web. Includes a symptom checker, listing of conditions (includes an overview, symptom list, and articles), listing of drugs and treatments, first aid information, and local health resources. This is a great resource for researching injuries and illness and their treatment, excellent for use with/by students and for your own personal device.








The Complete Poems of Paul Laurence Dunbar



The Heart of Happy Hollow (1904)
by Paul Laurence Dunbar
The Heart of Happy Hollow is a short story collection by Paul Laurence Dunbar that focuses on the experiences of African Americans after the conclusion of the Civil War.

Humour and Dialnet (1913)
by Paul Laurence Dunbar
This is a collection of poetry by African Americans written by Paul Laurence Dunbar. Dunbar's work frequently focuses on a contemporary view, contemporary historical elements, and a world view of both African and European origins. Dunbar was among the first to publish poetry in English.

LIT2GO

ETC.USF.EDU/LIT2GO/

A visually appealing site featuring text & audio from public domain classic books. Organized by title: *Huckleberry Finn*, *The Adventures of Sherlock Holmes*, *Aesop's Fables*, *Anne of Green Gables*, *Beowulf*; author: Nathaniel Hawthorne, Thomas Paine, Charles Dickens, H.G. Wells; genre: epic, horror, satire; collections: African-American Lit, Civil War, American Founders, Science, etc.; & readability (K-12).

For use at all grades levels & all subject areas as a group read aloud; & in the upper grades for textual analysis, historical study, or personal interest in classic texts. Easy navigation, black & white photos/sketches of the authors.

Available on the website & through iTunes U. Audio can be streamed from the site or downloaded as an mp3 & text can be read online or downloaded as a PDF.

(Site is from Florida Center for Instructional Technology, College of Education, University of South Florida.)

ACTIV-INSPIRE

REVEALER & SPOTLIGHT

There are two common tools that are used to focus student learning on the page. They are the **Revealer** & **Spotlight** tools.

The *Revealer* can move up & down, & from left to right. To save the position, in the right corner there is a pop-up menu. Click it & either **Save Revealer Position** or **Close** it.

The *Spotlight* can be shaped as circular or square. When in spotlight, you can click the pop-up menu on the right hand side & take a snapshot of the spotlighted area.

If you would like to set the Revealer or Spotlight to just one page, click on the page & go to the **Property Browser**. (To view your browser, go to **View > Browsers**. The Property Browser is the one that looks like a white piece of paper.) Once you click on the page, open the Property Browser & scroll down to the **Tools** section. Choose Spotlight Tool or Revealer Tool under **Page Tools**. You will need to set the pages before & after the page with the tools to **Tools Off** under Page Tools in the Property Browser or the Spotlight or Revealer will appear on them as well if you go back or forward a page.

Change the color of the tools by going to **Main Menu > File > Settings > Effects**. You can change a variety of options for the Spotlight Tool like, border width & color, background color, & translucent screen cover. You can change the Revealer Tool's color & animation speed.

TEACHER FEATURE

JULIE SCHENKELBERG

It is hard sometimes to bring technology to the classroom, especially when it comes to the working with younger students. First grade teacher, Mrs. Schenkelberg tries to bring in tools & tricks that engage her young students in their learning.

Some of the tools that she uses are iPods, laptops, Activotes, & her Promethean Board. Here are some ways she has used these tools,

iPods

- Reading fluency recording
- QR code classroom hunt
- Various math & reading apps

Laptops

- Uses **Kidpix** to study story elements & text features
- **Spelling City** (www.spellingcity.com)
- Various other websites that focuses on literacy & math skills
- Planning on using **Blabberize** (edu.blabberize.com) to have students read & watch back what was recorded

Activotes

- Uses these to create graphs, quiz students on material they learn about in class, & read the graphs they create

Promethean Board

- **KerPoof** (www.kerpoof.com) to write stories about social skills
- **Go!Animate** (goanimate.com) to create comics about social skills
- Different flipcharts to let students interact with materials anywhere from reading to math to science.

MONSTER MOUTH

IPOD/IPAD APP

A game about dental hygiene with monster patients, & it helps students to practice fine motor skills.

Monster Mouth DDS lets you take control of being a dentist for an array of wacky monster patients, each of which has a unique complaint that you'll have to deal with as quickly as you can, while inflicting as little pain as possible.

- Easy touch controls: Rub a tooth to clean it.
- X-ray teeth to find hidden cracks.
- Use bombs to blow open cracked teeth.
- Pull out creepy cavities with tongs.
- FREE for iPad & iPod Touches.

